



SECURE COASTAL COUNTRY LIVING

<b>FINISHING SCHEDULE</b>	 <b>VAN HEERDEN &amp; VAN DER MERWE</b>	DOC. DESCRIPTION:		<b>FINISHING SCHEDULE</b>				<b>1</b>	
		DOC. NUMBER:		<b>0089-01</b>					
	DATE OF FIRST ISSUE:		<b>22/11/2016</b>						
	<b>RHEEBOK VILLAGE ESTATE NEW DWELLINGS</b>		DATE OF THIS ISSUE:		<b>22/11/2016</b>				
			ISSUED FOR:	TENDER:		CONSTRUCTION:			AS BUILT:

**REFERENCE / GENERAL NOTES:**

- THIS SCHEDULE HAVE TO BE READ IN CONJUCTION WITH THE DRAWINGS AND GENERAL BUILDING SPECIFICATION (0089-C-900)
- ANY DISCREPENCIES BETWEEN DOCUMENTATION HAVE TO BE REPORTED TO THE ARCHITECT
- SAMPLES OF ALL FINISHES TO BE PREPARED ON SITE FOR APPROVAL BY ARCHITECT, BEFORE FINAL INSTALLATION.
- REFER TO SIGN-OFF SCHEDULE FOR APPROVED FINISHES
- THE MATERIALS SPECIFIED IN THIS SCHEDULE ARE SUBJECT TO AVAILABILITY AND SHOULD THE SPECIFIED MATERIALS BE UNAVAILABLE AT THE TIME REQUIRED, THE DEVELOPER AND ACHITECT MAY CHOOSE THE NEAREST SIMILAR AVAILABLE ALTERNATIVE AT ITS SOLE DISCRETION.

## 1. FOUNDATIONS:

1.1. All foundation to be raft foundation as per Engineer details and specification.

## 2. BRICKWORK

ROK Clay brick

No cement brick will be allowed

## 3. FLOORS:

Floor finish to be laminate flooring or tiles as per Developers selection.

### 3.1 TILES

Select Tile



**Zagreb Bone:**  
**PG1UZA20018AB**



**Arena Grey**  
**PG1URE20018**

### 3.2 SKIRTINGS

76 X 19mm s.a. pine skirting painted white.



### 4. PAINT:

NB: ALL PAINT AND VARNISH SAMPLE COLOURS AS PER GUIDELINES

#### INTERNAL:

Undercoat : Terroco Interior Skim fill

PLASTER WALLS: Weathasure Suede Acrylic (velvet acrylic) – colour TBA

CEILINGS: Weathasure Hi-Cover (colour TBA)

TIMBER PAINT: Weathasure wood primer with non-drip enamel (colour TBA)

#### EXTERNAL:

Undercoat: Weathasure masonry primer

PLASTER WALLS: Weathasure Suede Acrylic (velvet acrylic) – colour TBA

FASCIA: Weathasure Superior Acrylic (polvin) – colour TBA

### 5. ROOF CONSTRUCTION AND FINISH:

Main Roof - Prefabricated trusses and bracing with Double Roman concrete roof tiles.



Typical Double Roman roof tile

#### Select colour

Charcoal

Light grey

## 6. CORNICE:



Creative Cornice – code – CC013

## 7. FACSIAS:

225 X 15mm Everite pressed fibre cement fascia to be painted – colour white

## 8. GUTTER AND DOWNPIPE:

Watertite Guttering domestic Ogee profile seamless gutter – colour charcoal

## 9. CEILINGS AND EXPOSED CELINGS:

**Ceiling:** 6.4mm Rhino board ceiling boards to be painted – smooth finish

**Exposed ceiling:** 4.0mm Nutec fibre cement ceiling boards - to be painted – smooth finish

EXPANSION JOINTS IN SKIMMED CEILING TO BE ALLOWED FOR AS PER MANUFACTURERS SPECIFICATION

## 10. ISOLATION COMPOSITION:

Isotherm non-combustible rigid glass wool roof insulation

## 11. DOORS AND DOOR FRAMES:

**EXTERNAL FRONT DOOR:** 813 X 2032mm Meranti horizontal door - varnished

**INTERNAL DOOR:** 813 X 2032mm semi-solid SUPA door - ready for paint. Colour white

**FIRE DOOR:** 813 X 2032mm SOLID timber 30min fire rated SUPA door as per manufactures specifications with metal insert plate

**EXTERNAL BACK DOOR:** 813 X 2032mm Meranti solid door – varnished

**EXTERNAL FRONT DOOR AND IRONMANGARY**



**Timber Maranti Horizontal slatted door  
INTERNAL DOOR AND IRONMONGARY**



**SUPA door Horizontal slatted**



**OSLO Handle**



**OSLO Handle**

## **12.WINDOWS:**

Aluminium framed windows

Finish = powder coated to specification. Colour = Charcoal. Colour of all handles to be black.

## **13.JOINERY:**

Please refer to **Annexure A** for Kitchen Cupboards layouts.

## **14.ELECTRICAL FITTING:**


PLUG AND LIGHT POINTS – Please refer to **Annexure B** – Electrical Layouts



**Du 16 A SSO CBI Plug and  
CBI 1lever 1 way Switch**


## **15.LIGHT FITTINGS:**

Kitchen: Surface Decorative Fluorescent Luminaire 610 x 140mm with white body and acrylic diffuser  
Lounge,bedrooms and bathroom:SQUARE Surface Ceiling mounted luminaire 335mm Mirror/Frosted Glass: Not dimmable



14.3 DSTV point to be provided.

14.4 Electric Oven to be provided by Developer (no gas cylinder)



**STOVE AND HOB – DEFY DB0458 – 600mm (oven), DEFY DH332 (hob) DEFY DCH290 (extractor)**

## 16.SANITARE WARE AND PLUMBING:

### SINK:



**Sink:** Franke Projectline FKPLN621 stainless steel satin drop in sink (1160 x 460mm)



**Sink Mixer:** Ballaugh Sink Mixer – wall type – SL210BA

### HANDBASIN:



**Washbasin:** Forli Counter Top Basin – BSBAFO216




**Basin Mixer:** Ballaugh Basin Mixer – SL220BA



**TOILET:**



Dune Toilet, Seat Included - BE1WH9112



Urban Flash Paper Holder - TVURFL25A/CH

**BATH :**



**Bath:** Thandi Bath – AQWH170001 – 1700mm x 700mm



**Bath mixer:** Ballaugh Bath Mixer – SL120BAW

**SHOWER:.**



**Shower mixer:** Ballaugh shower Mixer – SL100BA



**Shower rose:** Hansgrohe – Crometta 85 eco Green overhead - 27411003



**Shower doors:** White adjustable shower enclosure – CTSHPD900  
Aluminium pivot door  
Walk-in shower

**TOWER RAIL AND SOAP HOLDER:**



Urban Flash Double Towel Rail 750mm - TVURFL30D/CH



Urban Flash Soap Holder - TVURFL69/CH

**17. GAS GEYSERS:**

20L ATLAS gas geyser - (20ACB-B)



Gas bottles for owners account  
Position of gas bottles to be shown on plan

## **18. BRAAI:**

Plaster , brick and fire pavers – with chimney and cowl

## **19. EXTERNAL TIMBER PERGOLA (Additional extra):**

Pine timber to be varnished



### **CONTROLLING ARCHITECTS:**

VAN HEERDEN VAN DER MERWE (PTY) LTD

23B BOULEVARD SQUARE, CNR OF BRACKENFELL BLVD & PROTEA ROAD

PROTEA HEIGHTS

BRACKENFELL

7560

E-MAIL: [callie@vhvm.co.za](mailto:callie@vhvm.co.za)

